




# ENERG

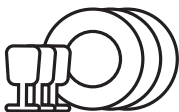


PKM

DW 12-6FI



**92 kWh** /  100



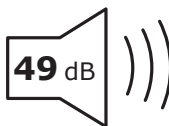
**12** x



**11,0** L



**3:57**



**49** dB

ABC**D**